



ISO9002

CM-2

HIGH PRECISION . HIGH QUALITY

MONASET CUTTER & TOOL GRINDER



TOP WORK INDUSTRY CO., LTD.

MONASET

Has these customers proven features...

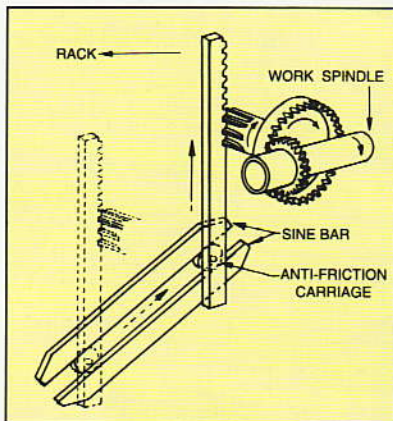
We looked at our successful Monaset grinder very closely before we came up with the engineering refinements which, when combined with its field proven concepts, make it an even better tool for sharpening, reconditioning , or making small cutters from solid stock.

Here, for example, are the proven features that Monaset retains: Its capability for multiple grinding operations at a single chucking of the workpiece-saves setup time; assures excellent concentricity.


Monaset still maintains its versatility for generating straight or tapered, right or left-hand, infinitely variable leads from a simple built-in lead mechanism.

Turntable mounting of entire workhead slide assembly, adjustable through 235 plus degrees in the horizontal plane, has proven to be a real asset when grinding radii.

Workhead that is adjustable on separate main slide with dual handwheel control has proven to be a boon for setups.

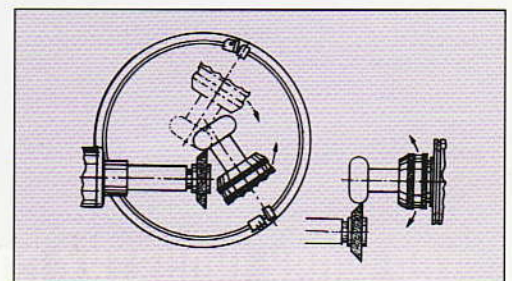
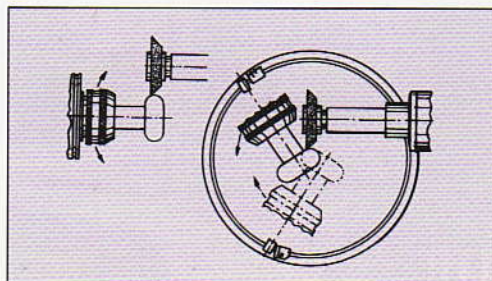



Spiral mechanism generates infinitely variable leads.




illustration

The Monaset grinder's combination swivelling turntable and movable offset slide provide your shop with versatile capability to quickly set up and accurately generate convex and concave radii of varying sizes.






Standard Equipment



1. Wheelhead Toothrest Assembly with extension bar
2. Grinding Wheel Guards with extension bar
3. Front Stock Support
4. Straight Cylindrical Collets:
(Please select "A" or "B")
(A) Metric sizes: 3, 5, 6, 8, 10, 12, 16, 20, 25 & 32mm
(B) Inch sizes: 1/8, 3/16, 1/4, 5/16, 3/8, 7/16, 1/2, 5/8, 3/4, 7/8, 1, 1-1/8 & 1-1/4".
- Also including set of 3 taper collets:
No. 2, 3, 4 morse taper
5. Set of (5) Grinding Wheel flanges. (4) standard and (1) extension flange.
6. Diamond Holder Bracket
7. Wrench for workhead.
8. Tooth rest Centering Gauge.
9. Adjustable Tailstock Support Unit
10. Spanner for Grinding Wheel
11. Levelling Blocks
12. Standard Arbor
13. Screw Drive
14. Set of wrenches.
15. Double-end spanner
16. Set of (4) Index plates for Spiral lead Mechanism 0, 8, 10 & 12 divisions.
17. Tool box
18. Oil bottle





Optional Attachments

No. 01




▲ Large cutter radius grinding attachment.

No. 05




▲ Grinding wheel flange for mounting grinding wheel with 1/2" hole.

No. 02



▲ Four-inch universal six-jaw chuck for workhead.

No. 06



▲ Spring-loaded Index Pawl for workhead Index Plates.

No. 03



Additional index plates for spiral lead indexing unit. ▲
(*Please indicate your sizes of specification)

No. 07



▲ Additional straight cylindrical collets.
(*Please indicate your sizes of specification)

No. 04




▲ Additional diamond truing tool with diamond nib.

No. 08





Set of (3) taper collets: Nos. 5, 7 & 9 ▲
Brown and Sharpe. (*Available for U.S.A. only)




1. SCREW SLOT SURFACE GRINDING

2. SCREW ANGULAR GRINDLING




3. MILLING CUTTER END GRINDING

4. GRINDING OUTER DIAMETER




5. SIDE MILLING CUTTER GRINDING

6. FORMED MILLING CUTTER GRINDING



7. CENTERING DEVICE

8. ARC GRINDING



9. VERTICAL MILLING CUTTER GRINDING

10. DRILL BIT GRINDING

Specifications

Capacity

Workhead:

Swing over main slide, max dia.....	12"(304mm)
Collet work dia, max.....	1.25"(31mm)
min.....	0.12"(3mm)
Lead generated by spiral lead mechanism,	
min.....	1.81"(45mm)
Length between spindle nose and tail center,	
max.....	6"(152mm)

Wheelhead:

Grinding wheel dia, max.....	4"(101mm)
------------------------------	-----------

Cross slide travel, total.....	7.50"(190mm)
-front of center.....	3"(76mm)
-rear of center.....	4.50"(114mm)

Spindle Speeds

(±0%, -8% variation allowable)

Workhead, one speed.....	436rpm
Wheelhead, three speeds.....	4000, 5729
(motor speed @ 3600 rpm)	and 8000 rpm
Internal grinding attachment (extra cost),	

Range

Workhead:

Main slide travel.....	5.75"(146mm)
Offset slide travel, total.....	5.25"(133mm)
-front of center.....	3"(76mm)
-rear of center.....	2.25"(57mm)

Workhead angular adjustment:

Horizontal plane (turntable base).....	235°
Vertical plane, above center.....	40°
below center.....	40°

Wheelhead:

Longitudinal slide travel.....	6"(152mm)
Vertical slide travel, total.....	9.50"(241mm)
-above center.....	4.50"(114mm)
-below center.....	5"(127mm)

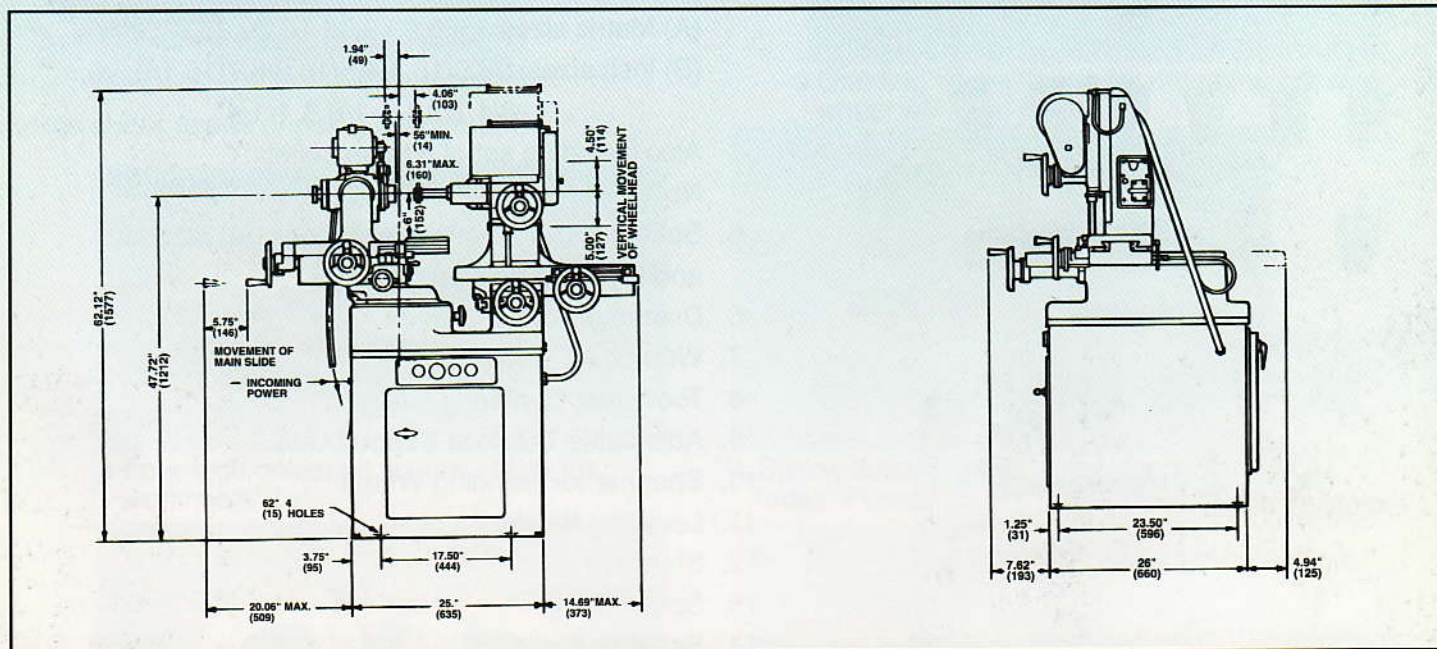
Motors, Electric

Workhead drive, AC.....	includes reverse 1/4 hp(.186 kilowatts)
Wheelhead drive, AC.....	1/2 hp (.373 kilowatts)

Floor Space and Weight

Area of base only.....	25"x26"(635mmx660mm)
Area required for machine (including swivel and overtravel movements).....	60"x67"(1524mmx1701mm)
Height from floor to center of workhead spindle.....	47.72"(1212mm)
Height, overall with wheelhead raised.....	62.12"(1577mm)
Net weight (including motors and controls).....	1525 lbs (691 kilograms)

Dimension



※ All specifications are subject to change without prior notice



TOP WORK INDUSTRY CO., LTD.

27, TUNG HAI STREET, LUNG CHING
TAICHUNG, TAIWAN

TEL: 886-4-26314135 FAX: 886-4-26311125

<http://www.topwork.com.tw>

E-mail: topwork@ms12.hinet.net